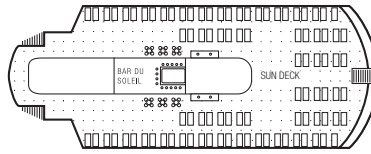
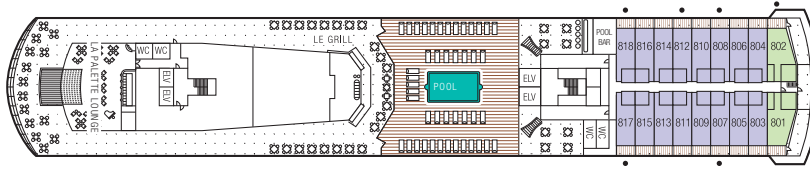


# DECK PLAN

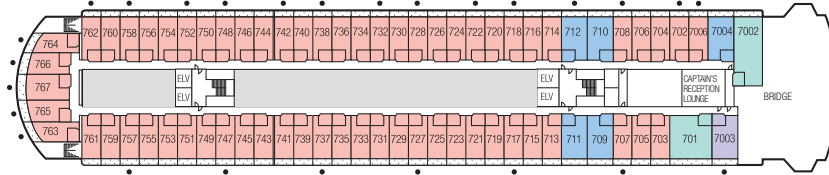
9



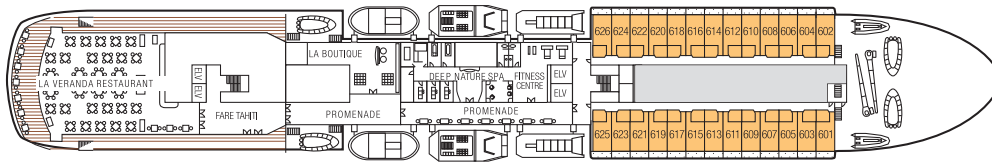
8



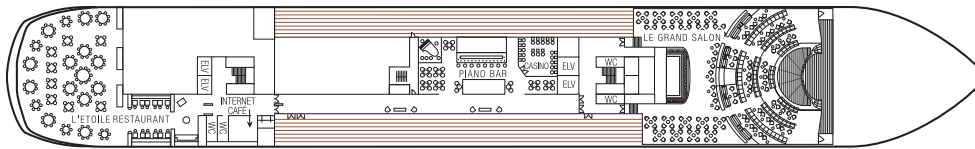
7



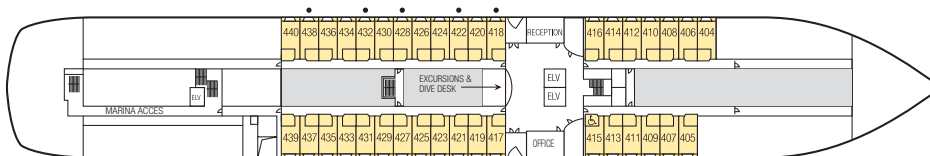
6



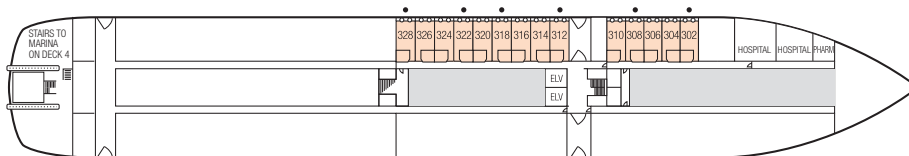
5



4



3



- 3 14 Porthole Staterooms - Medical Centre - Marina Platform accessible via Deck 4.
- 4 37 Window Staterooms - Reception - Excursions & Dive Desk - Access to the Marina Platform.
- 5 *Le Grand Salon* (Theatre) - Casino - Piano Bar - Internet Café - *L'Étoile Restaurant* (gourmet cuisine, serves dinner only).
- 6 26 Balcony Staterooms - Promenade - Fitness Centre - *Deep Nature Spa* - *La Boutique* (Shop) - *Fare Tahiti* (Polynesian art display) - *La Veranda Restaurant* (offers indoor & outdoor seating, serves breakfast and lunch buffets including à la carte options, reservations are required for dinner which offers a gourmet menu).
- 7 2 Owner's Suites - 5 Veranda Suites - 1 Veranda Stateroom - 63 Balcony Staterooms - Captain's Reception Lounge - Bridge.
- 8 2 Grand Suites - 16 Veranda Staterooms - Pool - Pool Bar - *Le Grill Restaurant* (breakfast and lunch buffets with limited à la carte menu, reservations are required for dinner which offers a fixed Polynesian menu with some options) - *La Palette Lounge*.
- 9 *Bar du Soleil* (Open-air Bar) - Sun Deck.

## Stateroom and Suite Categories:

<p><b>OS</b> Owner's Suite Deck 7 (2)</p> <p><b>GS</b> Grand Suite Deck 8 (2)</p> <p><b>A</b> Veranda Suite Deck 7 (5)</p> <p><b>B</b> Veranda Stateroom Deck 7 - 8 (17)</p>	<p><b>C</b> Balcony Stateroom Deck 7 (63)</p> <p><b>D</b> Balcony Stateroom Deck 6 (26)</p> <p><b>E</b> Window Stateroom Deck 4 (37)</p> <p><b>F</b> Porthole Stateroom Deck 3 (14)</p>
--	---

## Triple Occupancy Staterooms and Suites:

A single sofa bed to accommodate a third guest is available in the following staterooms:

- All category OS, GS, A and B staterooms and suites
- Category C: 12 Staterooms (those ending in 6 and 8, except 7006 and 766)
- Category D: 5 Staterooms (those ending in 6 and 8)
- Category E: 11 Staterooms (those ending in 5, 6 and 8, except 415)

Please note: Sofa beds in category C staterooms and below are slightly smaller than a standard single bed.

♿ Stateroom 415 is wheelchair accessible.

Staterooms and suites range from between 19 m<sup>2</sup> to 54 m<sup>2</sup> in size. These measurements include balconies and verandas for Balcony Staterooms (category D) and above.

• Staterooms and suites with two single (twin) beds that can convert into one 160 cm queen bed.